

GPS APP – FOLLOW THE PARTICIPANTS IN REAL TIME

Let teammates and friends follow you on the ski run or walk & run course

Download the GPS app to your smartphone

INSTALLATION


iPhone

1. Go to the App Store
2. Search: MS1 Timing (see screen capture, right)
3. Install the app
4. Agree to GPS tracking/location finder



Android phone

1. Go to Google Play
2. Search: MS1 Timing (see screen capture, right)
3. Install the app
4. Agree to GPS tracking/location finder

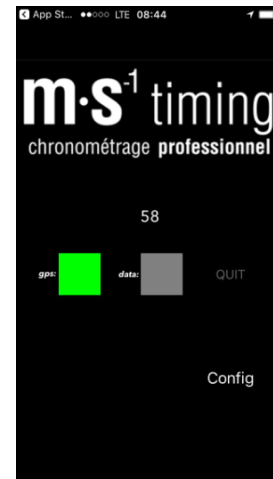


ENTER YOUR CODE

1. Authorize MS1 Timing to use your tracking data even when you aren't using the app = Yes/OK
2. Application for specific use. This MS¹ GPS app is for the exclusive use of participants and members of the organization = OK
3. Enter code: The participant's code sent to you by the organization
4. Press "Back/Done"
5. Press "GO"

COMMON ISSUES

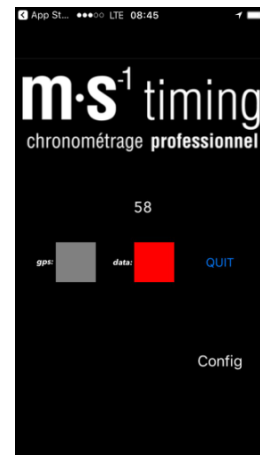
Greyed-out data = Code not entered or you did not press “go”



Red GPS = GPS tracking not activated or no GPS signal (e.g. at conference centre, hotel, etc.)

Red data = Either the code you entered is invalid or there is no data service on the phone/no cell coverage in the area (dead zone)

To re-enter the code, press “Config” to return to the previous screen.



Go to our website to track your teammates in real time during the 24h!

<http://www.24hmobile.ca>

Note: GPS localization will only be enabled for the walk & run course and ski course.